

Student's Book



English

for Iraqi Islamic Schools

4th Preparatory



**Published in
1445 AH - 2024 AD**



English Course for Iraqi Islamic Schools

4th Preparatory

Student's Book



By

1- Tariq Waleed Arif (BA).

2- Asst. Inst. Moayad Mohammad Hassan.

3- Mohammad Fadhil Fakhri (BA).

4- Abdul Aziz M. Noori Abdul Qader (BA).

Designer:

Dr. Ali Saeed Hamadi (PhD)

Book Map

Speaking	Listening / Pronunciation	Grammar	Reading	Writing
Unit One:				
Going to the Mosque	<i>/θ/, /ð/, /k/, /g/</i>	1.Review: The Present Simple Tense. 2.Review: The Past Simple Tense. 3.Punctuation Rules: (The use of Comma)	The Testimony of Faith (Shahada)	A memorable event
Unit Two:				
A Job Interview	<i>/m/, /n/, /ŋ/</i>	1. The Passive Voice: Present Simple. (am-is-are + P.P) 2. The Passive Voice: Past Simple. (was-were + P.P). 3.Punctuation Rules: (The use of semicolons)	The Prayer	
Unit Three:				
At a Shop	<i>/i:/, /i/, /e/</i>	1. The Present Perfect Tense: (Form-Use- Adverbs). 2. The Articles:(a-an-the).	Zakat	A famous Iraqi figure
Unit Four: Review and More				
Improving listening skill Pronunciation and Spelling Grammar Focus Reading Comprehension: Fasting Writing developing				
Unit Five				
Flight Tickets	<i>/ʌ/, /a:/, /o/</i>	1. The Future: (will/ going to). 2. Modals Verbs: Indicate (Permission-Obligation). 3. Punctuation Rules: (The use of colons)	The Hajj	My Future plans

Book Map

Speaking	Listening / Pronunciation	Grammar	Reading	Writing
Unit Six				
Making an International phone Call	/o:/, /u/, /u:/	1. Conditional Sentences: (zero-First Conditional). 2. Suggestions.	The Neighbor	
Unit Seven				
Taking a Taxi	/a/, /ə:/, /ə/	1. Punctuation Rules: (The use of , , apostrophes). 2. Ability: (can – can't / could – couldn't)	The Status of Woman in Islam	What are you good at ?
Unit Eight: Review and more				
Improving listening skill Pronunciation and Spelling Grammar Focus Reading Comprehension: Human Rights in Islam Writing developing				

بِسْمِ اللَّهِ الرَّحْمَنِ الرَّحِيمِ

In The Name of Allah,
Most Gracious,
Most Merciful



As-Salaamu
Alaykum



This book has been commissioned by the curriculum department of the Islamic Education and Studies Directorate in the preparatory schools of the Sunni Endowment, as part of a comprehensive plan to update educational and pedagogical curricula to keep up with scientific and technological developments around the world. It also aims to complete the English language curriculum for the intermediate stage.

Because the English language heavily relies on pronunciation, reading, comprehension, writing, and other educational skills, this book is designed to meet the requirements of the pedagogical curriculum. With the help of Allah, we present this book, which contains 8 units.

The book includes a review unit in the fourth and eighth chapters, which aligns with the annual plan. We do not claim perfection in presenting this information, but it is our effort to offer information in a way that promotes healthy scientific thinking. We hope that this information will be useful in qualifying students in Islamic education and studies schools. To improve the level and quality of the book, we welcome any useful suggestions from our fellow teachers, and we will be happy to receive their feedback and opinions on the contents of the book during their teaching of the subject. We ask Allah to make this book a source of beneficial knowledge.

Editorial Committee

UNIT


1

الوحدة الأولى

The Pillars Of Islam and Their Importance



Salah
(prayer)



Zakat
(alms)



Saving
(fasting)

The closer you are to the Quran,
the closer you be with
the writer (Allah)

قربك من القرآن هو قربك الى الله تعالى

By the end of this unit, students will be equipped with the knowledge and skills concerning:

- 1 Speaking:** Going to the Mosque
- 2 Pronunciation:** /θ/, /ð/, /k/, /g/
- 3 Grammar:**
 - ❖ Review: The Present Simple Tense.
 - ❖ Review: The Past Simple Tense.
 - ❖ Punctuation Rules: (The use of Comma)
- 4 Reading:** Pillars of Islam
- 5 Writing:** A memorable event

UNIT ONE

Going to the Mosque

SCAN ME



Dialogue

speaking and Listening

الذهاب إلى المسجد



Exercise: Listen to the following conversation and answer the questions below

Ahmed: Assalamu Aleikum.

Saad: Waaleikum Assalam, Ahmed.

Ahmed: Where are you going, Saad?

Saad: To the mosque, to pray the sunset prayer.

Ahmed: I thought you are going to the market.

Saad: That is right. I will go to the market after prayer. Why don't you go with me?

Ahmed: This is really a good idea. Let's go.

Saad: God bless you, brother.

Vocabulary

no	الكلمة Word	المعنى Meaning
1	sunset prayer	صلاة المغرب
2	mosque	مسجد
3	let's go	دعنا نذهب
4	God bless you	بارك الله فيك

- 1 What part of the day are they talking in?
- 2 Where is Saad going initially?
- 3 When does Saad plan to go to the mosque?
- 4 How does Ahmed respond to Saad's invitation to the mosque?



Answers:

- 1
- 2
- 3
- 4



Pronunciation:

SCAN ME



1 Listen carefully to the following words:

/θ/		/ð/	
thief	/θi:f/	this	/ðis/
thought	/θo:t/	that	/ðat/
author	/o:θə/	those	/ðəuz/
earth	/ə:θ/	other	/'ʌðər/
nothing	/nʌθɪŋ/	worthy	/wə:ði/
/k/		/g/	
cave	/kiev/	gave	/giev/
cap	/kap/	gap	/gap/
class	/kla:s/	glass	/gla:s/
could	/kud/	good	/gud/
weaker	/wi:kə/	eager	/i:gə/

2 Read the following words before sorting them where they belong.

- 1 Think 2 Kite 3 Big 4 Author 5 Bike 6 They

/θ/	/ð/	/k/	/g/



Grammar:

The Simple Present Tense

SCAN ME



Affirmative: The present simple form of the verb is identical to the base form in all persons except the third person singular. "I **walk to school**. The third person singular is formed by adding -s to the base form. **She walks to school**."

Negative Form:

To create the negative form, we use the auxiliary verb "do" in the present tense (do/does) + "not" + the base form of the main verb.

Example: "She **does not** walk to school."

Interrogative Form:

To form a question in the present simple, we typically use the auxiliary verb "do" in the present tense (Do/Does) + the subject + the base form of the main verb + ?

Example: " **Do you walk to school?**"

Here's a summary of the basic forms of the present simple tense for the verb "to walk":

Affirmative:

I/You/We/They walk.

He/She/It walks.

Negative:

I/You/We/They do not walk. (or don't walk)

He/She/It does not walk. (or doesn't walk)

Interrogative:

Do I/you/we/they walk?

Does he/she/it walk?



Exercises:

A

Complete the following sentences with the simple present form of the verbs given in brackets:

- 1 She always hard. (work)
- 2 My parents in Mosul. (live)
- 3 The trainat 7.15.(arrive)
- 4 Alia bicycle .(ride)
- 5 The drivercarefully .(drive)
- 6 Islam human rights for all people. (grant)








B

Change the following affirmative sentences into negative:

- 1 The birds sing every morning.
- 2 My mother bakes a cake.
- 3 I always eat my breakfast quickly.
- 4 I know him very well.
- 5 It sometimes rains in Summer in Iraq.

C

Fill in the blanks with the correct form of the Simple Present Tense.

1	 I always hello.	<i>say</i>
2	 My mother food.	<i>buy</i>
3	 We English.	<i>learn</i>
4	 Carla to the beach.	<i>go</i>
5	 A bee far away.	<i>fly</i>
6	 You and Alex tennis.	<i>play</i>
7	 He faster than the police.	<i>run</i>



Punctuation Rules: Commas

❖ Separating items in a series:

Commas are used to separate three or more items in a series.

For example: "I bought apples, bananas, and oranges."

❖ Commas are used to **Separate coordinate adjectives**:

When two or more adjectives independently modify the same noun, use a comma to separate them.

For example: "She had beautiful, long hair."

❖ Commas are used to **Join independent clauses**:

When two independent clauses are joined by a coordinating conjunction (and, but, or, nor, for, so, yet), use a comma before the conjunction.

For example: "I wanted to go, but I had to stay."

❖ Commas are used in **Direct address**:

When directly addressing someone or something in a sentence, use commas to set off the name or noun being addressed. For example: "John, please pass the salt."

❖ **Quotations**:

Commas are used to separate a quotation from the rest of the sentence.



PERIOD

used at the end a sentence



COMMA

marks a pause during a sentence



QUESTION MARK

used at the end a question



EXCLAMATION MARK

used for expression when making a declaration or showing surprise



COLON

used to separate two independent clauses



SEMICOLON

used to separate items on a list



QUOTATION MARKS

used to show direct speech with in text



HYPHEN

used to join two adjectives before a noun



BRACKETS

used to provide additional information



ELLIPSES

used to signify missing text

A

Insert commas where necessary in the following sentences:

- 1 Sarah went to the store and bought milk bread and eggs.
- 2 After finishing her work Sama went for a run.
- 3 I'm sorry I can't make it to the party.
- 4 May I have some water please?



لا للتنمر



Grammar:

SCAN ME



The Simple Past Tense

The form of the past simple tense in English depends on the verb type. Here's a breakdown of the basic forms:

Regular Verbs:

For regular verbs, the past simple tense is formed by adding "-ed" to the base form of the verb.

Example: "walk" (base form) becomes "walked" (past simple).

Irregular Verbs:

Irregular verbs have unique past tense forms that do not follow a specific pattern. These forms need to be memorized.

Example: "go" (base form) becomes "went" (past simple).

Affirmative Form:

The affirmative form of the past simple tense uses the past tense form of the verb.

Example: "I walked to school yesterday."

Negative Form:

To create the negative form, we use the auxiliary verb "did" in the past tense + "not" + the base form of the main verb.

Example: "They did not go to the party yesterday."

Interrogative Form:

To form a question in the past simple, we typically use the auxiliary verb "did" in the past tense + the subject + the base form of the main verb.+?

Example: "Did she have dinner last night ?"



Here's a summary of the basic forms of the past simple tense for the verb "to walk" (regular) and "to go" (irregular):

Regular Verb "walk":

Affirmative: I/You/We/They walked. He/She/It walked.

Negative: I/You/We/They did not walk. (Or didn't walk) He/She/It did not walk. (Or didn't walk)

Interrogative: Did I/you/we/they walk? Did he/she/it walk?

Irregular Verb "go":

Affirmative: I/You/We/They went. He/She/It went.

Negative: I/You/We/They did not go. (Or didn't go) He/She/It did not go. (Or didn't go)

Interrogative: Did I/you/we/they go? Did he/she/it go?



Exercises:

A

Re-write the following sentences in the simple past tense:

- 1 He goes to Erbil on Fridays.
- 2 She lives in a big house.
- 3 My brother eats an apple every day.
- 4 We learn English.



B

Change the following affirmative sentences into negative:

- 1 They played football in the garden yesterday.
- 2 He prayed the dawn prayer in the mosque.
- 3 Ahmed became an excellent teacher of Arabic.
- 4 The boys studied very hard last month.
- 5 My wife cooked fish last week.

C

Ask the students to download the infographic paper in the QR Code of page (9) and then let them answer the questions as a homework.:



ابقى بصحة جيدة




Pillars of Islam أركان الإسلام

There are five pillars of Islam. They are: (1) the testimony of faith, (2) the prayer, (3) giving Zakat, (4) fasting and (5) pilgrimage (if possible).

1- The Testimony of Faith (Shahada)

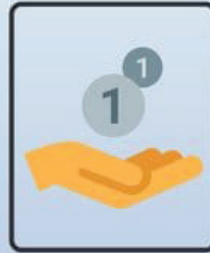
The testimony of faith is saying with conviction, "La ilaha illa Allah, Muhammad rasoolu Allah." This saying means "There is no true God but Allah (Glory be to Him) and Muhammad is the Messenger of God." The first part, "There is no true God but Allah (Glory be to Him)," means that none has the right to be worshipped but God (Glory be to Him) alone, and that God (Glory be to Him) has neither partner nor son. This testimony of faith is called the Shahada, which should be said with conviction to convert to Islam. The testimony of faith is the most important pillar of Islam.



Shahadah
(testimony)



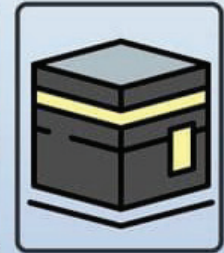
Salah
(prayer)



Zakat
(alms)



Sawm
(fasting)



Hajj
(pilgrimage)

Vocabulary

n	الكلمة Word	المعنى Meaning	n	الكلمة Word	المعنى Meaning
1	pillars	أركان	4	conviction	اعتقاد
2	testimony	الشهادة	5	worship	يعبد
3	convert	يهتدي إلى دين آخر			



Exercises:

A

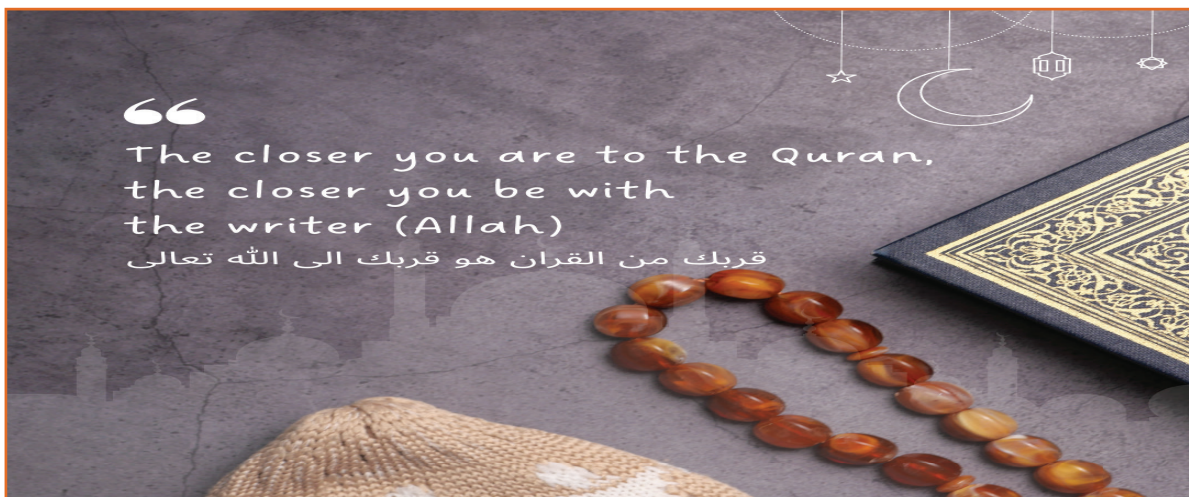
Answer the following questions:

- 1 What are the five pillars of Islam?
- 2 What is the testimony of faith?
- 3 What does the testimony of faith mean?
- 4 What is the testimony of faith called?
- 5 What should the non-Muslim say in order to convert to Islam?

B

Fill in the blanks with the appropriate words chosen from the reading passage:

- 1 The testimony of faith is saying with“La ilaha illa Allah, Muhammad Rasool Allah.”
- 2 The testimony of faith means “There is no true God but Allah (Glory be to Him) and Muhammad is
- 3 None has the right to be, but Allah (Glory be to Him) alone, and that God (Glory be to Him) has neither nor
- 4 is the most important pillar of Islam.
- 5 The Shahada should be said with in order to convert to Islam





Writing:

Shaikh Abdul Qadir Jilani



During my family trip to Baghdad, we had the opportunity to visit a beautiful mosque, and it was an incredible experience. We arrived early in the morning and entered the mosque, feeling a sense of tranquility and reverence. The intricate designs and ornate architecture of the mosque left us in awe.

The highlight of the visit was witnessing the call to prayer and observing the worshippers engage in their devotions. It was a truly memorable and spiritually uplifting experience.

I was particularly fascinated by the mesmerizing patterns on the walls and the elaborate chandeliers hanging from the ceiling. We took off our shoes and walked quietly through the prayer halls, admiring the peaceful atmosphere. We had the chance to learn about the mosque's history and significance from a knowledgeable guide.



Exercise:

Write a short paragraph (4-5 sentences) about a memorable event or experience that happened to you in the past. Use the past simple tense to describe the event. Be sure to include specific details and emotions to make your paragraph more engaging.



Lesson 7



NOTE

.....

.....

.....

.....

.....

.....

.....

.....

.....

.....

.....

.....

.....

.....

.....

.....

.....

.....

.....

.....

.....

.....

.....


Encourage your students to think about personal experiences, trips, family events, or any memorable moments from their past. Remind them to use verbs in the past tense and to provide specific details to make their paragraphs more vivid.




UNIT

2

الوحدة الثانية



By the end of this unit, students will be equipped with the knowledge and skills concerning:

- 1 Speaking: **A Job Interview**
- 2 Pronunciation: /m/, /n/, /ŋ/
- 3 Grammar:  **The Passive Voice: Present Simple.**
 **The Passive Voice: Past Simple.**
 **Punctuation Rules: (The use of semicolons)**
- 4 Reading: **Pillars of Islam; The Prayer**

UNIT TWO

Dialogue speaking and Listening

SCAN ME



A Job Interview مقابلة عمل

Employer: What is your surname, please?

Jasim: AL-Duleimi.

Employer: And your first name?

Jasim: Jasim.

Employer: What is your date of birth?

Jasim: July 7th, 1973.

Employer: What is your nationality?

Jasim: Iraqi.

Employer: Where do you live?

Jasim: I live in Baghdad in Al-Amiriyya Quarter, Section 506, lane 4, Home No. 12.

Employer: What is your previous job?

Jasim: I was a teacher.



Now, write two additional questions that the employer could ask Jasim during the job interview.

Write questions that fit the answers below.

Employer:.....?

Jasim: I have a bachelor's degree in education from the University of Baghdad.

Employer:.....?

Jasim: Yes, I am married.



Pronunciation

SCAN ME



1 Listen carefully to the following words:

/m/		/n/		/ŋ/	
him	/him/	need	/ni:d/	ring	/riŋ/
room	/ru:m/	now	/nau/	wrong	/rɒŋ/
me	/mi:/	nose	/nəuz/	anger	/aŋgə/
meat	/mi:t/	dinner	/dinə/	strong	/strɒŋ/
must	/mʌst/	many	/meni/	spring	/sprɪŋ/

Word Bank: sing - ring - moon - nine - man - bank - long.

2 Fill in the blanks with words that contain the target phonemes. Choose the appropriate word from the word bank above:

- 1 The is shining brightly in the sky.
- 2 She loves to along with her favorite tunes.
- 3 I put a on my finger as a symbol of love.
- 4 There are players on a baseball team.
- 5 The walked confidently down the street.
- 6 I need to deposit some money in the
- 7 The bridge is very and stretches across the river.



Grammar:

SCAN ME



The Passive Voice: Present Simple

The form of the passive voice in the present simple tense is constructed using the auxiliary verb "to be" in the present tense, followed by the **past participle form** of the main verb. The specific form of "to be" depends on the object. Here's a breakdown:

Affirmative Form:

Object + am/is/are (present tense of "to be") + past participle of the main verb.

Example: "Chairs are made of wood."

Negative Form:

Object + am not/is not/are not (present tense of "to be") + past participle of the main verb.

Example: "Chairs are not made of wood."

Interrogative Form:

Am/Is/Are (present tense of "to be") + Object + past participle of the main verb + ?

Example: "Are chairs made of wood?"



Exercises:

A

Rewrite the following sentences in the passive voice form:

- 1 Many people speak English all over the world.
- 2 Somebody cleans the school every day.
- 3 The factory makes butter from cream.
- 4 I iron my shirts.
- 5 He reads the Holy Quran every day.

B

Complete the following sentences with the passive form (present simple) of the verbs below:

((**clean, make, sell, park, cut down**))

- 1 The room ----- every day.
- 2 Butter ----- from cream.
- 3 Stamps -----in post offices.
- 4 Trees -----for wood.
- 5 Cars ----- freely in here.

C

Rewrite the following sentences in the passive voice using the present simple tense. Remember to use the appropriate form of the verb "to be" and the past participle of the main verb.

Example:

Active: She teaches English at the language school.

Passive: English is taught at the language school.

1 **Active:** They grow vegetables in their garden.

Passive:

2 **Active:** The company produces high-quality furniture.

Passive:

3 **Active:** People speak English in many countries.

Passive:

4 **Active:** We celebrate New Year's Eve on December 31st.

Passive:

5 **Active:** The government implements new policies to improve education.

Passive:



Grammar:

The Passive Voice: Past Simple

The past simple passive is formed by using “**was**” or “**were**” + **the past participle** of the main verb.

The general structure for forming the passive voice in the past simple tense is as follows:

Affirmative Form:

Object + was/were + past participle (of the main verb)

Examples:

Affirmative: The car was repaired (by the mechanic).

Affirmative: The book was written (by the author).

Affirmative: The house was built (by the construction workers).

Negative Form:

Object + was/were not + past participle (of the main verb) + (by + agent)

Examples:

Negative: The car was not repaired (by the mechanic).

Negative: The book was not written (by the author).

Negative: The house was not built (by the construction workers).

Interrogative Form (with inversion):

Was/Were + Object + past participle (of the main verb) + (by + agent)?

Examples:

Interrogative: Was the car repaired (by the mechanic)?

Interrogative: Was the book written (by the author)?

Interrogative: Were the houses built (by the construction workers)?

Remember that the agent (the doer of the action) is optional and can be included using the preposition "by."



Exercises:

A

Change the following sentences into passive:

- 1 The policeman took two criminals to the police station.
- 2 He built a new house.
- 3 He took them for a drive in the new car.
- 4 His failure disappointed his parents.
- 5 We used our books in class.

B

Fill in the blanks with the correct form of the verb in parentheses. Use the passive voice in the past simple tense.

Example: The letter (send) by Sarah yesterday.

Answer: The letter **was sent** by Sarah yesterday.

- 1 The cake (bake) by my mother.
- 2 The books (read) by the students last week.
- 3 The window (break) by accident.
- 4 The movie (watch) by millions of people.
- 5 The problem (solve) by the expert team.
- 6 The house (paint) by professional painters.
- 7 The photo (take) by my friend.



Punctuation Rules: Semicolons

Connecting related independent clauses:

❖ Semicolons can be used to connect two independent clauses (complete sentences) that are closely related in meaning, rather than using a conjunction like "and" or "but."

❖ **Example:** I have a meeting at 9 a.m.; I need to prepare the presentation.

Separating items in a list:

❖ Semicolons can be used to separate items in a list when the items themselves contain commas.

❖ **Example:** The ingredients for the recipe include eggs, beaten; flour, sifted; sugar, measured; and butter, melted.

Clarifying complex lists:

❖ Semicolons can be used to clarify a list that already contains commas by separating the list into sections.

❖ **Example:** The team members present at the meeting were John Smith, CEO; Sarah Johnson, Marketing Manager; and Mark Davis, Finance Director.

Linking independent clauses with transitional phrases:

❖ Semicolons can be used to connect two independent clauses when a transitional phrase or conjunctive adverb (e.g., however, therefore, moreover) is used.

❖ **Example:** The weather forecast predicted rain; however, we decided to go for a walk.

Emphasizing contrast or comparison:

❖ Semicolons can be used to emphasize a contrast or comparison between two independent clauses.

❖ **Example:** Her style is elegant; his, on the other hand, is more casual.





PERIOD

used at the end a sentence



COMMA

marks a pause during a sentence



QUESTION MARK

used at the end a question



EXCLAMATION MARK

used for expression when making a declaration or showing surprise



COLON

used to separate two independent clauses



SEMICOLON

used to separate items on a list



QUOTATION MARKS

used to show direct speech with in text



HYPHEN

used to join two adjectives before a noun



BRACKETS

used to provide additional information



ELLIPSES

used to signify missing text



Exercise:

Fill in the blanks with the appropriate punctuation (semicolon or comma) to complete the sentences correctly.

- 1 I enjoy playing soccer it helps me stay active.
- 2 She bought apples, oranges, and bananas she loves a variety of fruits.
- 3 The concert starts at 7 p.m. make sure to arrive on time.
- 4 I need to pack my suitcase clothes, shoes, and toiletries.
- 5 The book was fascinating it kept me engaged until the end.



Pillars of Islam أركان الإسلام

2- The Prayer الصلاة


Prayer is one of the five pillars of Islam. A Muslim prays five times a day. Each prayer does not take more than a few minutes to be performed. Prayer in Islam is a direct link between the worshipper and God (Glory be to Him). In the prayer, a person feels inner happiness, peace, and comfort, and that God (Glory be to Him) is pleased with him or her.

Prayers are performed at dawn, noon, mid-afternoon, sunset, and night. A Muslim prefers to pray in the mosque. Before he goes there, he makes himself clean in body and mind. In the mosque, he stands in humbleness before Allah and prays. If he cannot go to the mosque, he prays at home, at work, or at any place that is clean. When he prays, he always faces the Holy Ka'ba.

Allah (Glory be to Him) is the Creator and man is His worshipper. Prayer brings nearness to Allah (Glory be to Him). It also brings good conduct and keeps man from indecency and evil.

Vocabulary

n	الكلمة Word	المعنى Meaning
1	Prayer	الصلاة
2	a few minutes	بضع دقائق
3	inner happiness	سعادة داخلية
4	in the mosque	في المسجد
5	prays	يصلي
6	Creator	الخالق
7	Holy Ka'ba	الكعبة المشرفة



A Answer the following questions:

- 1 Where does a Muslim pray?
- 2 What does a Muslim do before he goes to the mosque?
- 3 Why does a Muslim pray?
- 4 If a Muslim cannot go to the mosque, where does he pray?
- 5 What does prayer bring to man?

B State whether the following statements are true or false. Then correct the false ones.

- 1 A Muslim prays four times a day.
- 2 Prayer in Islam is a direct link between the worshipper and God.
- 3 If a Muslim cannot go to the mosque, then he must not pray.
- 4 Prayer brings nearness to Allah. It also brings good conduct and keeps man from indecency and evil.
- 5 Allah (Glory be to Him) is the Creator and man is His worshipper.

C Fill in the blanks with the appropriate words from the passage to complete the sentences.

- 1 A Muslim prays times a day.
- 2 Each prayer does not take more than a few to be performed.
- 3 Prayer in Islam is a direct between the worshipper and God.
- 4 Prayers are performed at, noon, mid-afternoon, sunset, and night.
- 5 A Muslim prefers to pray in
- 6 When he prays, he always faces the Ka'ba.

UNIT

3

الوحدة الثالثة



By the end of this unit, students will be equipped with the knowledge and skills concerning:

- 1 Speaking: At a Shop
- 2 Pronunciation: /i:/ /i/and /e/
- 3 Grammar: ❖ The Present Perfect Tense: (Form-Use- Adverbs).
❖ The Articles: (a-an-the)..
- 4 Reading: Pillars of Islam: Zakat
- 5 Writing: A famous Iraqi figure

UNIT THREE

SCAN ME

Dialogue
Speaking and Listening

At a Shop في محل

Seller: Good morning. Can I help you?

Customer: Good morning. Yes, please. I want to buy sugar and rice.

Seller: How much sugar and rice do you want?

Customer: Two kilos of sugar and one kilo of rice.

Seller: O.K. Wait a minute.

Customer: How much is the total?

Seller: One thousand and a half dinars.

Customer: Here you are. Thank you very much.

Seller: With pleasure.




Vocabulary

n	الكلمة Word	المعنى Meaning
1	the total	المجموع
2	here you are	تفضل
3	with pleasure	بكل سرور

**Exercise: Listen again**

Reorder the conversation between the seller and the customer to put the sentences in the correct sequence.

- A. Customer:** Good morning. Yes, please. I want to buy sugar and rice.
B. Seller: Here you are. Thank you very much.
C. Seller: O.K. Wait a minute.
D. Customer: Two kilos of sugar and one kilo of rice.
E. Seller: Good morning. Can I help you?
F. Seller: How much sugar and rice do you want?
G. Customer: How much is the total?
H. Seller: One thousand and a half dinars.
I. Seller: With pleasure.





Pronunciation

SCAN ME



1 Listen carefully to the following

/i:/		/i/		/e/	
lead	/li:d/	lid	/lid/	led	/led/
wheat	/wi:t/	wit	/wit/	wet	/wet/
cheek	/tʃi:k/	chick	/tʃik/	check	/tʃek/
feel	/fi:l/	fill	/fil/	fell	/fel/
bead	/bi:d/	bid	/bid/	bed	/bed/
heel	/hi:l/	hill	/hil/	hell	/hel/

The English vowel sounds are 20 sounds. They are divided into (pure vowels and diphthongs). Pure vowels are either short or long vowels that are marked by two dots (:).

2 Word Identification

Listen to the word and write down the vowel sound you hear (/i:/, /i/, or /e/).

- 1 Sh.....p (*Hint: An animal*)
- 2 S.....t (*Hint: Opposite of stand*)
- 3 Tr..... (*Hint: A Plant*)
- 4 F.....sh (*Hint: An animal that swim in the water*)
- 5 R.....d (*Hint: A color*)

SCAN ME





Grammar:

The Present Perfect Tense

The Present Perfect Tense is used to describe actions or states that started in the past and have a connection to the present. Here's an overview of the form, use, and adverbs associated with the Present Perfect Tense:

Form:

The Present Perfect Tense is formed by using the auxiliary verb "have" (in the present tense) or "has" (for the third-person singular) followed by the past participle of the main verb.

SCAN ME

**Affirmative Form:**

Subject + have/has + past participle

Negative Form:

Subject + have/has + **not** + past participle

Interrogative Form:

Have/Has + subject + past participle?

Adverbs commonly associated with the Present Perfect Tense include:

Already: She has already finished her homework.

Yet: Have you finished your assignment yet?

Just: I have just arrived home.

Ever: Have you ever been to Australia?

Never: He has never seen snow before.

Recently: We have recently started a new project.



Exercises:

A
Complete the sentences using the Present Perfect Tense .

- 1 I (visit) that museum before.
- 2 Have you (try) sushi before?
- 3 She (already/read) that book.
- 4 We (live) in this city for five years.
- 5 He (never/ski) in the mountains.

B
Choose the correct form of the verb to complete each sentence.

- 1 I (visited / have visited) my grandparents last week.
- 2 She (has already finished / finishes already) her homework.
- 3 Have they (gone / went) to the new restaurant yet?
- 4 We (seen / have seen) that movie three times.
- 5 He (hasn't been / didn't be) to the gym this week.

C
Rewrite the sentences using the Present Perfect Tense.

- 1 I went to Paris three years ago.
→ I to Paris for three years.
- 2 She lost her keys yesterday.
→ She her keys.
- 3 We started our new job last month.
→ We our new job since last month.
- 4 He finished reading the book yesterday.
→ He reading the book.



Grammar: Articles in English

قواعد: أدوات التعريف والتنكير في اللغة الإنكليزية

There are two kinds of articles: the definite article “the” and the indefinite articles “a” and “an”.

The indefinite article “a” is used before a noun beginning with a consonant sound, and “an” is used before a noun beginning with a vowel sound.

Examples: a day, a girl, a man, a teacher, a pen an hour, an apple, an heir, an orange

The indefinite article is used with the meaning of “one” or “any”, e.g.

❖ Please pass me a knife.

❖ I have a brother and three sisters.

The definite article “the” is used before a noun which has become definite because of being mentioned for the second time.

Example:

❖ His car hit a tree; you can still see the mark on the tree.

The definite article is used with the meaning “the only one” E.g.

The sun rises in the east and sets in the west.

The earth moves round the sun.

The Milky Way contains our sun and its planets.

SCAN ME





Exercises:

A

Fill in the blanks with (a) , (an) or (the) :-

- 1 The traditions of West differ widely from those ofEast.
- 2 Our garden hasapple tree.
- 3 We live on planet Earth.
- 4 religion of Islam is based on belief in one God (G1ory be to Him).
- 5 My uncle will stay with us forweek .
- 6moon moves round the earth once every 28 days.

B

Each of the following sentences has one grammatical mistake. Identify this mistake and then correct it: -

- 1 My teacher bought a books from the bookshop.
- 2 A sun is very clear today. There are no clouds today.
- 3 I saw a nice shirt in the market. But a shirt was very expensive.

C

Determine whether the following statements are true or false. If the statement is false, correct the sentence by adding the appropriate article ("a," "an," or "the").

- 1 Cats are friendly animals.
- 2 I saw UFO in the sky last night.
- 3 I have red pen in my bag.
- 4 Sun rises in the east.
- 5 He bought a new car last week.



Pillars of Islam أركان الإسلام

3- Zakat

الزكاة

Zakat is one of the five pillars of Islam. The original meaning of the word Zakat is both 'purification' and 'growth.' Giving Zakat means giving a specified percentage on certain properties to certain classes of needy people.

A person may also give as much as he or she pleases as voluntary alms or charity. The Holy Quran tells rich Muslims that they must pay Zakat to the needy. It is very important to do this so that Allah (Glory be to Him) blesses their wealth and work.

If you can afford to give Zakat to poor people, you feel good and kind. When people help one another, society becomes cleaner and purer.

Vocabulary

n	الكلمة Word	المعنى Meaning
1	original meaning	المعنى الأصلي
2	growth	نماء
3	wealth	ثروة
4	purification	تطهير
5	society	المجتمع
6	voluntary	تطوع
7	purer	أنقى
8	blesses	يبارك





Exercises:

A

Answer the following questions:

- 1 What is the original meaning of the word “Zakat”?
- 2 Who tells Muslims to pay Zakat?
- 3 Why is it very important to pay Zakat?
- 4 How does a Muslim feel when he pays Zakat?

B

Fill in the blanks with the appropriate words chosen from the reading passage:

- 1 Zakat is one of the pillars of Islam.
- 2 Giving Zakat means giving on certain properties to certain needy people.
- 3 A person may also give as much as he or she pleases alms or charity.
- 4 When people help one another..... becomes cleaner and purer.

C

Determine whether the following statements are **True** or **False** based on the information given in the reading passage.

- 1 Zakat is one of the five pillars of Islam.
- 2 The word Zakat means 'purification' and 'growth'.
- 3 Voluntary alms or charity can only be given in a specific amount.
- 4 The Holy Quran encourages rich Muslims to pay Zakat to the needy.
- 5 When people help one another, society becomes cleaner and purer.





Writing:

Writing Skills: A famous Iraqi figure



Ahmed Radi, an Iraqi footballer, played a crucial role in the national team. With exceptional speed, agility, and ball control, he was a formidable winger. Ahmed's leadership, **positive** attitude, and dedication made him a respected teammate. He **represented** Iraq in international tournaments, gaining recognition worldwide. Off the field, Ahmed actively **participated** in charitable initiatives. His role inspires aspiring footballers in Iraq. Overall, Ahmed Radi's skills and commitment contributed significantly to the success of the Iraqi national team and served as a source of inspiration for young players in his country.

His untimely demise left a deep void in the hearts of football fans and the Iraqi community. Ahmed's tragic loss served as a stark reminder of the devastating impact of the pandemic. Despite his promising career and immense talent, he fell victim to this global health crisis. The football world **mourned** the loss of a talented player who had so much more to offer. Ahmed Radi's memory will **forever** be cherished, and his legacy as an exceptional footballer and role model will continue to inspire future generations. May his soul rest in peace.



**Exercises:****1**

Choose a famous Iraqi figure and write a passage highlighting their achievements, contributions, and impact on society. Consider their background, notable accomplishments, and how they have inspired others.

2

Match the red bold words in the text with their synonyms below.
Promising - Sorrowed - Contributed - Symbolized - Endlessly



UNIT

4

الوحدة الرابعة



Review

- 1 Improving listening skill
- 2 Pronunciation and Spelling
- 3 Grammar Focus
- 4 Reading Comprehension: Fasting
- 5 Writing developing

UNIT FOUR

SCAN ME



Conversation: Listening skill


Listen to a student asking his teacher about improving listening skill in English Language. Complete the text bellow.

Student: Hi, teacher! Can you give me some tips to improve my listening skills in English?

Teacher: Sure! First, expose to English as much as possible. Watch movies, to podcasts, and songs. Start with content at your level and gradually challenge yourself. on main ideas and context rather than every word. using abbreviations or keywords. Practice with online and conversation groups. Shadowing can also help improve pronunciation. Consistent practice will make a difference. Good luck!

Use (exercises- yourself – Listen – Focus – Take notes)

How to Improve your Listening Skills



Listen to a variety of English content

To improve your listening skills, it's important to listen to a variety of English content such as podcasts, audiobooks, songs, TV shows, and movies. Listening to different types of content will expose you to different accents, vocabulary, and speaking styles.



Listen actively

Active listening means focusing your attention on what the speaker is saying, rather than just hearing the words. This can be done by paying attention to the speaker's body language, tone of voice, and facial expressions. You can also ask questions to ensure that you have understood correctly.

Lesson 1



Listen regularly

Like any other skill, listening requires regular practice. Set aside time each day to listen to English content, and gradually increase the difficulty of the content as your listening skills improve.



Use visual aids

Using visual aids such as subtitles, transcripts, or visual cues can help you understand spoken English better. You can also use pictures, diagrams, or illustrations to help you visualize the content.



Engage in conversation

Engaging in conversations with native English speakers can help you improve your listening skills. This will expose you to different accents and speaking styles and will help you practice your active listening skills.

How to Improve Speaking Skills



Practice speaking in front of the mirror so you're used to it.

Use good body language when speaking with others.



Speak quietly, try not to become too nervous.



Talk straight without beating about the bush.



Find out who the audience is so you can talk it through.



Speak boldly and believe yourself.



Don't rush, speak calmly, so that your speech is clear.



Pronunciation

A

Complete the sentences with the appropriate words from the box. Pay attention to the consonant sounds.

thank - think - gate - king - either.

- 1 Do you we should take an umbrella?
- 2 Can you open the for me, please?
- 3 I want to you for your help.
- 4 The ruled the country with fairness.
- 5 She couldn't decide option to choose.

B

Complete the sentences with the appropriate words from the box. Pay attention to the vowel sounds.

met - beach - big - heat - hit.

- 1 The sun was scorching, and the felt unbearable.
- 2 I him at the park yesterday.
- 3 She has a collection of books in her room.
- 4 We had a picnic on the and enjoyed the ocean breeze.
- 5 Don't forget to your appointment with the dentist.



Grammar Focus

Task 1:

Fill in the blanks – Tenses and Punctuation

Fill in the blanks with the correct form of the verbs given.

- 1 My sister (play/plays) the piano beautifully; she has been taking lessons for years.
- 2 Last night, I (watched/watch) an interesting movie and (enjoyed/enjoy) every moment of it.
- 3 The weather in our city (is/has been) unpredictable lately, so always carry an umbrella with you.
- 4 We (visit/visited) the museum yesterday and (learned/learn) a lot about ancient history.
- 5 Sarah (speaks/spoke) three languages fluently, and she (is/was) always eager to learn more.

Task 2:

Transforming Sentences - Passive Voice.

Rewrite the following sentences in the passive voice, using the present simple or past simple tense as indicated.

- 1 They deliver the mail every morning. (Present simple, passive voice)
- 2 He fixed the broken chair yesterday. (Past simple, passive voice)
- 3 The students submit their assignments to the teacher. (Present simple, passive voice)
- 4 The company launched the new product last month. (Past simple, passive voice)

Task 3:

Article Usage.

Insert the appropriate article (a, an, the).

- 1 I saw eagle flying in sky yesterday.
- 2 She is talented artist and has won many awards.
- 3 Can you pass me salt, please?
- 4 My brother wants to be astronaut when he grows up.





Exercises:

A

Fill in the blanks with the appropriate adverb commonly associated with the Present Perfect Tense: Use the adverbs mentioned in the box below;

ever-already-just-never-recently

- 1 She has completed the marathon.
- 2 Have you visited that museum?
- 3 They have met each other before.
- 4 We have received the package.
- 5 I have finished reading the book.

B

Choose the correct adverb commonly associated with the Present Perfect Tense to complete each sentence:

- 1 Have you visited Paris?
 (A) already (B) yet (C) just
- 2 She has finished her exams.
 (A) ever (B) never (C) recently
- 3 We have seen that movie before.
 (A) already (B) ever (C) yet
- 4 They have bought a new house.
 (A) already (B) yet (C) just
- 5 I have traveled to Europe.
 (A) ever (B) never (C) recently



Pillars of Islam أركان الإسلام

4- Fasting الصوم

Fasting during the month of Ramadan is the fourth pillar of Islam. Ramadan is the month when the Holy Quran was revealed. It is the ninth month of the lunar calendar and the month of fasting. Every day from dawn to sunset of this month, a Muslim should not eat or drink.



Fasting and not thinking or doing bad things are good for your character. They help give you the character that Allah wants you to have. When everybody is fasting, everybody feels the same.

After Ramadan, there is a feast called Eid al-Fitr. To celebrate the Eid, it is a tradition that people visit relatives and friends as well as giving presents and helping the poor.

Vocabulary

n	الكلمة Word	المعنى Meaning
1	revealed	أنزل
2	sunset	غروب
3	celebrate	يحتفل
4	the poor	الفقراء
5	tradition	تقليد

n	الكلمة Word	المعنى Meaning
6	character	شخصية
7	feast	عيد
8	from dawn	من الفجر
9	lunar calendar	التقويم القمري
10	fast	يصوم



Exercises:

A

Answer the following questions:

- 1 What is Ramadan?
- 2 How do Muslims fast?
- 3 Why is fasting important?
- 4 How does a Muslim feel when he fasts?
- 5 What is the tradition to celebrate Eid?

B

Fill in the blanks with the appropriate words chosen from the reading passage:

- 1 Ramadan is the month whenwas revealed.
- 2 A Muslim should not eat or drink fromto..... .
- 3 Fasting helps give you..... that Allah wants you to have.
- 4 After Ramadan there is a feast called..... .
- 5 We celebrate the Eid by visiting..... and


﴿ يَا أَيُّهَا الَّذِينَ ءَامَنُوا كُتِبَ عَلَيْكُمُ الصِّيَامُ كَمَا كُتِبَ عَلَى الَّذِينَ
مِن قَبْلِكُمْ لَعَلَّكُمْ تَتَّقُونَ ﴾ [البقرة: ١٨٣]

you who have believed, decreed upon you is fasting as it was decreed upon those before you that you may become righteous -



Writing:

Read the passage carefully



In the **heart** of the bustling city, there stood an electronic store, its vibrant neon sign illuminating the streets. The store **hummed** with a symphony of gadgets and gizmos, captivating the curious souls who stepped inside. From sleek smartphones to cutting-edge laptops, the shelves sparkled with technological wonders.

Customers **marveled** at the array of possibilities before them, eagerly seeking the latest innovations. Knowledgeable staff **guided** them through the digital labyrinth, sharing expertise and ensuring the perfect match between devices and desires.




Amidst the sea of screens, an aura of excitement **filled** the air. The electronic store was more than a retail space; it was a portal to the future. It connected people, bridging distances and expanding horizons. With each sale, the store **unlocked** new realms of imagination, leaving its customers inspired and ready to embrace the boundless potential of the digital age.

Match the red bold words with their opposites from the list, then use each one in a sentence:

Unfeeling-quiet-dismissed-misguided-Empty-secured

UNIT 5

الوحدة الخامسة



By the end of this unit, students will be equipped with the knowledge and skills concerning:

- 1 Speaking: Flight Tickets
- 2 Pronunciation: /ʌ/, /a:/, /o/
- 3 Grammar:
 - ✦ The Future: (will/ going to).
 - ✦ Modals Verbs: Indicate (Permission- Obligation).
 - ✦ Punctuation Rules: (The use of colons).
- 4 Reading: The Hajj
- 5 Writing: My Future Plans

UNIT FIVE

Flight Tickets

Dialogue

Speaking and Listening

SCAN ME



Flight Tickets تذاكر رحلة طيران

Passenger: I would like to book a flight ticket to Madrid for next Monday.

Airline Office: Let me check the timetable.

Passenger: I'd like to travel first class, please.

Airline Office: Lufthansa flight LH 324. It takes off at 16:30.

Passenger: What time do I have to be at the airport?

Airline Office: You must be there two hours before the departure time.

Passenger: How much is the two-way ticket?

Airline Office: It's 870 \$ for first class.

19A		BOARDING PASS	
FLIGHT : 95678A GATE : O2 15 JAN 2023 06.30 No: 12345678900000000000 YOUR DESTINATION BAG MAD	NAME : TARIQ ALMUDARIS YOUR DESTINATION BAG MAD 15 JAN 2017 06.30 19A SEAT FIRST CLASS	FLIGHT : 95678A GATE : O2 No: 12345678900000000000	

Listen to the rest of the conversation then answer the interrogatives.

- Are there any additional services or amenities included in the first-class ticket?
- Are passengers in first class allowed to bring bags?
- Do the airlines office accept major credit cards?

SCAN ME





Pronunciation: Vowels

SCAN ME



1 Listen carefully to the following words:

/ʌ/		/ɑ:/		/ɒ/	
luck	/lʌk/	lark	/la:k/	lock	/lok/
cut	/kʌd/	card	/ka:d/	cod	/kod/
duck	/dʌk/	dark	/da:k/	dock	/dok/
bucks	/bʌks/	barks	/ba:ks/	box	/boks/
cup	/kʌp/	carp	/ka:p/	cop	/kop/

2 Answer the following:

1. Fill in the blank with the correct letters: (a , ar , o).

- A St__p (Hint: To bring something to a halt)
 B Gl__ss (Hint: An object used for drinking)

2- Choose the word that carries the given vowel sound: /ʌ/, /ɑ:/, or /ɒ/.

A /ɒ/ sound:

- lock Farm Father

B /ɑ:/ sound:

- Cat Card cup

C /ʌ/ sound:

- Dog Ball luck



Grammar:

The Future: will/ going to

Will

To form a future sentence with "will," you typically follow this structure:

Affirmative

Subject + will + infinitive + ...

Example:

She **will** start her new job next Monday.

It is used to show predication or immediate decision besides offers, future possibilities and conditions.

Negative

Subject + will not / won't + infinitive +

Example:

I **won't** be able to attend the meeting tomorrow.

Going to

Subject + am/is/are + going to + infinitive +

Here are some examples:

- ✦ They are going to arrive at the airport at 8 PM.
- ✦ She is going to start her new job next Monday.
- ✦ He is going to call you later today.

For negative sentences, you can add "not" before "going to":

Subject + am/is/are + **not** + going to + infinitive +

Example:

I am **not** going to attend the meeting tomorrow.

"Going to" is often used to express future plans or intentions, based on present evidence or circumstances. It indicates that there is a specific intention or plan in place for the future.



Adverbs: The future simple can be used with or without time expressions.

These time expressions include tomorrow, next year, after two days, ...

✦ I will visit my relatives next week.

✦ She is going to buy the book tomorrow.



Exercises:

A

Rewrite the following sentences, changing the verb form to create a future sentence using "will."

- 1 They have pizza for dinner.
- 2 I play basketball with my friends.
- 3 He reads a book every night.
- 4 We watch a movie later.
- 5 Ahmed prays in the mosque.

B

Fill in the blanks with words given below:

attend - embark- buy – take -compete.

- 1 They packed their suitcases. They are going to on a trip.
- 2 We bought tickets. We are going to a concert.
- 3 She studied all night. She is going to her exam.
- 4 He saved money. He is going to a new bicycle.
- 5 The team practiced hard. They are going to the championship.

C Choose the correct verb form (**will** or **going to**) to complete the sentences.

- 1 I am _____ clean my room tomorrow.
- 2 They _____ visit their grandparents' next weekend.
- 3 She _____ become a doctor in the future.
- 4 We are _____ have a party for my birthday.
- 5 He is _____ study for the test tonight.



دعاء السفر

الله أكبر، الله أكبر، الله أكبر سَبَّحَانَ الَّذِي سَخَّرْنَا هَذَا وَمَا كُنَّا لَهُ مُقْرِنِينَ،
وَإِنَّا إِلَىٰ رَبِّنَا لَمُنْقَلِبُونَ اللَّهُمَّ إِنَّا نَسْأَلُكَ فِي سَفَرِنَا هَذَا الْبِرَّ وَالتَّقْوَىٰ، وَمِنَ الْعَمَلِ
مَا تَرْضَى اللَّهُمَّ هَوِّنْ عَلَيْنَا سَفَرِنَا هَذَا وَاطْوِ عَنَّا بُعْدَهُ اللَّهُمَّ أَنْتَ الصَّاحِبُ فِي
السَّفَرِ، وَالْخَلِيفَةُ فِي الْأَهْلِ.

Allahu Akbar, Allahu Akbar, Allahu Akbar, O, Who mocked us this and we have linked together, And I am to our Lord we must return O Allah, I ask you in our journey this righteousness and piety, And work is satisfied O Allah, We played our journey this fold after us, O Allah, You sidekick to travel, The successor in family.



Grammar:

Modals: Indicate Permission- Obligation.

Modals are special verbs that help us express various meanings or attitudes towards actions or events. Two common modal verbs that indicate permission and obligation are "can" and "must."

SCAN ME



Permission (using "can"):

"Can" is used to ask for permission or to give permission.

Examples:

- ❖ "Can I go to the park with my friends?"
- ❖ "Yes, you can go to the park."
- ❖ "No, you can't go to the park because it's getting late."

Note: "Can" is followed by the base form of the verb (the infinitive without "to").

Obligation (using "must"):

"Must" is used to indicate a strong obligation or necessity to do something.

Examples:

- ❖ "You must finish your homework before going out to play."
- ❖ "I must study for the exam tomorrow."
- ❖ "She must wear a helmet while riding her bike."

Note: "Must" is also followed by the base form of the verb.

It's important to note that modal verbs do not change their form. They stay the same regardless of the subject (I, you, he, she, we, they). Also, the negative form of modal verbs is created by adding "not" after the modal verb:

"Can" becomes "cannot" or "can't."

"Must" becomes "must not" or "mustn't."

For example:

"You must not be late for school."

" Sorry, but you can't use your phone during the exam.."



كُنْ وَاثِقًا مِنْ نَفْسِكَ حَتَّى تَسْتَطِيعَ أَنْ تُحَقِّقَ هَدَفَكَ.

Be confident of yourself so that you can achieve your goal.



Exercises:

A

Change the sentences using "can" to ask for permission.

- 1 I use your phone to make a call.
- 2 I have a piece of cake for dessert.
- 3 I borrow your pencil for the math test.
- 4 I play video games.
- 5 I go to the party on Saturday night.

B

Rewrite the following sentences, changing the modal verb to indicate obligation using "must."

- 1 You ought to finish your homework.
- 2 They should study for the exam.
- 3 We need to water the plants.
- 4 He should wear a helmet while riding a bike.
- 5 I ought to apologize for my mistake.

C

Choose the correct modal verb (can or must) to complete the sentences.

- 1 You eat your vegetables to stay healthy.
- 2 I please have some more time to complete the assignment?
- 3 Students wear uniforms to school.
- 4 She arrive on time for the meeting.
- 5 I please be excused from class early today?

قال رسول الله صَلَّى اللهُ عَلَيْهِ وَسَلَّمَ: اَرْحَمُوا مَنْ فِي الْاَرْضِ يَرْحَمْكُمْ مَنْ فِي السَّمَاءِ

The Prophet Muhammad (Peace and blessings be upon him) said:
Show mercy to those on earth, and God (Glory be to Him) will show
mercy to you.



Punctuation Rules/ Colons

Colons (:) are punctuation marks used to introduce or emphasize information. Here are some important rules for using colons correctly:

1 Introducing a List or Explanation:

Colons are commonly used to introduce lists or explanations.

Example: "Please bring the following items to class: a notebook, a pen, and your textbook."

In this case, the colon is used to signal that a list is about to follow.

2 Introducing Quotations or Speech:

Colons can be used to introduce quotations or direct speech.

Example: She shouted: "I can't believe we won the game!"

In this case, the colon is used to introduce the exact words spoken.

3 Connecting Independent Clauses:

Colons can be used to connect two independent clauses when the second clause further explains or elaborates on the first clause.

Example: "She had one goal: to become a successful artist."











In this case, the colon is used to show a strong connection between the two clauses.

4 Time Notation:

Colons are used in time notation to separate hours from minutes.

Example: 2:30 PM (two thirty in the afternoon)

In this case, the colon is used to indicate the division between hours and minutes.

 PERIOD used at the end a sentence	 COMMA marks a pause during a sentence	 QUESTION MARK used at the end a question	 EXCLAMATION MARK used for expression when making a declaration or showing surprise
 BRACKETS used to provide additional infomation	 COLON used to separate two independent clauses	 SEMICOLON used to separate items on a list	 QUOTATION MARKS used to show direct speech with in text
 HYPHEN used to join two adjectives before a noun		 ELLIPSES used to singnify missing text	



Remember these key points when using colons:

- ❖ Place a capital letter after a colon if it introduces a complete sentence.
- ❖ Do not use a colon immediately after a verb or preposition.
- ❖ Use a space before a colon but not after it.



كَلِّمًا اَزْدَادَتَّ دِرَاسَتَكَ كَلِّمًا قَرُبْتَ مِنْ تَحْقِيقِ اَهْدَافِكَ.

Learn as if you will live forever, live like you will die tomorrow.





Exercise:

A

Add colons to the following sentences where necessary:

- 1 She had three goals to lose weight, exercise regularly and eat healthy.
- 2 The colors of the flag are red, white, and blue.
- 3 The professor made an important point that success requires two things hard work and perseverance.
- 4 The book is divided into three sections introduction main body and conclusion.
- 5 He had a simple rule always be kind to others.

B

Rewrite the following sentences, replacing the underlined words with colons:

- 1 She told me about her favorite hobbies such as painting, playing guitar, and dancing.
- 2 The doctor mentioned some common symptoms like fever, cough, and headache.
- 3 He said . "I will bring all the necessary items for the trip."
- 4 The schedule for the day includes various activities like team-building exercises, workshops, and presentations.

أمثال Proverbs

للإطلاع فقط

❖ He who gives quickly gives more.

خَيْرُ الْبِرِّ عَاجِلُهُ

❖ It is hard to please everyone.

رِضَا النَّاسِ غَايَةٌ لَا تُدْرَكُ



Pillars of Islam أركان الإسلام

5- The Hajj الحج

Makka is the Holy City of Islam. All Muslims turn their faces to Al-Ka'ba in Makka when they pray.

All Muslims hope that they can visit Makka at least once in their lives.

They hope they can perform the Hajj, (the pilgrimage), to Makka. Pilgrims come to Makka from all corners of the world. They all wear the same simple white clothes. They know that they are equal before Allah.

In Makka, each pilgrim performs many duties. These include walking around Al Ka'ba seven times, making the black stone the starting point of his movements and standing on mountain Arafat.



Vocabulary

n	الكلمة Word	المعنى Meaning
1	pilgrimage	الحج
2	corners	أنحاء
3	pilgrims	الحجاج
4	duties	واجبات
5	starting point	نقطة البداية

A

Answer the following questions: -

- 1 Where do pilgrims come from to Makka?
- 2 Do pilgrims perform many duties?
- 3 How many times do the pilgrims walk around Al Ka'ba?
- 4 Which Mountain should the pilgrims stand on?
- 5 Why do they wear the same simple white clothes?

B


Fill in the blanks with the appropriate Words chosen from the reading passage: -

- 1 is the Holy City of Islam.
- 2 All Muslims turn their faces towhen they pray.
- 3 Pilgrims come to Makka from
- 4 In Makka each pilgrim performs many
- 5 The pilgrim should make the starting point of his movements.



Writing:

My Future Plans



Ten years from now, I will be pursuing my passion for teaching English. I will have completed my studies in English education and be working as a dedicated English teacher. My focus will be on helping students develop strong language skills and fostering a love for literature. By that time, I will have gained valuable teaching experience and will have earned a reputation for creating engaging and interactive lessons. I will have also guided my students to achieve excellent results in their language proficiency exams. Additionally, I will have actively participated in professional development programs, attending workshops and conferences to enhance my teaching techniques and stay updated with the latest educational trends.

Instructions:

Ask your students to imagine themselves 10 years into the future. Instruct them to write a short paragraph (about 5-7 sentences) describing their life and goals at that time. Encourage them to use the future tense to express their aspirations and plans. Remind them to include specific details and to write in complete sentences.

 An illustration of a man in a grey suit holding a red folder and a clipboard with a checklist. To his right is a writing area with five horizontal dotted lines for text. The entire scene is enclosed in an orange border.



UNIT

6

الوحدة السادسة



By the end of this unit, students will be equipped with the knowledge and skills to:

- 1 Speaking: Making an International Phone Call
- 2 Pronunciation: /o:/, /u/, /u:/
- 3 Grammar:  Conditional Sentences: (Zero-First Conditional).
 Suggestions.
- 4 Reading: **The Neighbor**

UNIT SIX

SCAN ME



Dialogue

Speaking and Listening

Making an International Telephone Call

إجراء اتصال هاتفي دولي

Abeer: Good evening.**Operator:** Good evening, can I help you?**Abeer:** I would like to make a personal call to Baghdad.**Operator:** Who are you calling?**Abeer:** Mr. Hasan**Operator:** What is the number, please?**Abeer:** 009641759039**Operator:** Wait a minute.**Abeer:** Thanks for your efforts.**Operator:** Most welcome.

Vocabulary

n	الكلمة Word	المعنى Meaning
1	operator	عامل البدالة
2	phone call	اتصال هاتفي
3	personal	شخصي
4	efforts	جهود

Listen to the rest of the conversation.

❖ Was the Operator able to connect Abeer's call to Baghdad?



SCAN ME





Pronunciation: Vowels

SCAN ME



1 Listen carefully to the following words:

/o:/		/u/		/u:/	
shore	/ʃo:/	should	/ʃud/	shoe	/ʃu:/
cord	/ko:d/	could	/kud/	cool	/ku:l/
bought	/bo:t/	would	/wud/	moon	/mu:n/
cork	/ko:k/	pull	/pul/	pool	/pu:l/
law	/:lo/	look	/luk/	two	/:tu/

2 Choose the appropriate word from the given options for each sentence. Pay attention to the vowel sounds /o:/, /u/, and /u:/.

- 1 My favorite hobby is (painting, shooting, diving)
- 2 The weather is very today. (cold , awful , windy)
- 3 He puts on his before going outside. (shoes, coat, hat)
- 4 I need to buy a new (toothbrush, cook, food)
- 5 Let's have a picnic by the (pool, school, moon)
- 6 The is flying high in the sky. (balloon, room, spoon)
- 7 She loves to listen to music with her (boots, jukebox, blue)
- 8 Can you pass me the? (hammer , broom, knife)
- 9 The is closed on Sundays. (zoo, toothpaste, cook)
- 10 Would you like to see a?(Play, movie , circuit)



Grammar:

Conditional Sentences: (Zero Conditional).

Zero Conditional

Zero conditional sentences are used to talk about facts, general truths, and situations that are always true expressing cause and effect relation. They are called "zero" because both clauses are in the present simple tense.

Structure:

If + present simple, present simple

Example:

If it rains, the ground gets wet.

Explanation:

In the example above, we use the Zero Conditional to express a cause-and-effect relationship. The condition is "if it rains," and the result is "the ground gets wet." This statement is true whenever it rains. It shows that the result always happens when the condition is true.

Key Points to Remember:

The order of the clauses can be reversed. For example, "The ground gets wet if it rains."

Additional Examples:

- ❖ If you heat ice, it melts.
- ❖ If you mix red and blue, you get purple.
- ❖ If I don't set an alarm, I oversleep.



Exercises:

Zero Conditional / Exercises

A

Instructions: Complete each sentence with the correct form of the verb in parentheses.

- 1 If you (press) the button, the light turns on.
- 2 If it (snow), the ground becomes white.
- 3 If you (mix) blue and yellow, you get green.
- 4 If we (water) plants regularly, they grow strong.
- 5 If you (eat) too much candy, you get a stomachache.

B

Instructions: Match the first half of each sentence (if-clause) with the correct second half (result). Use the Zero Conditional.

if-clauses:

- 1 If it rains a lot,
- 2 If you study hard,
- 3 If I don't sleep enough,
- 4 If you don't eat breakfast,
- 5 If we take care of the environment,

results:

- A you get good grades.
- B the plants grow quickly.
- C I feel tired.
- D you feel hungry in the morning.
- E it gets cold..

C Create Your Own Sentences

Instructions: Create your own sentences using the Zero Conditional. Use the prompts given below as a guide.

- 1 If you
- 2 If it
- 3 If we



مِنْ حُسْنِ الْخُلُقِ اخْتِيَارُ الْوَقْتِ الْمُنَاسِبِ لِلِاتِّصَالِ .
 It is good manners to choose the appropriate time to call.



Grammar:

Conditional Sentences: (First Conditional).

First Conditional

The First Conditional is used to talk about real or possible future situations and their likely results or consequences. It is called "first" because it refers to the first type of conditional sentence structure.

Structure:

If + present simple, will + infinitive...

Example:

If it rains tomorrow, we will stay indoors.

Explanation: In the example above, we use the First Conditional sentence to express a condition (if it rains tomorrow) and its likely result (we will stay indoors). This structure allows us to talk about an event that may happen in the future and the expected outcome if that condition is met.

Key Points to Remember:

- ✦ The First Conditional is used for real or possible future situations and their likely results.
- ✦ We use the present simple tense in the if-clause (condition) and "will" follow by the base form of the verb in the main clause (result).
- ✦ The order of the clauses can be reversed. For example, "We will stay indoors if it rains tomorrow."

Additional Examples:

- 1 If you study hard, you will pass the exam.
- 2 If it snows, we will build a snowman.
- 3 If she arrives late, we will start without her.
- 4 If you eat too much, you will feel sick.

First Conditional

Structure IF + Simple Present, Simple Future (S + will/won't + V(bare form)).

Usage To talk about possibilities in the present or in the future

- Examples**
- ❖ If it rains, I will stay at home
 - ❖ If I wake up late, I will miss the bus.
 - ❖ And, if it's sunny, we'll go to the park.
 - ❖ If Juan leaves, Paula will be sad.
 - ❖ If I find your email, I will send you the picture.
 - ❖ If you study hard, you will pass your exams.



Exercises:

First Conditional / Exercises

A

Complete the sentences with the correct form of the verb in parentheses. Use the first conditional.

- 1 If it (rain) tomorrow, we (stay) at home.
- 2 If I (win) the lottery, I (buy) a new car.
- 3 If you (study) hard, you (get) good grades.
- 4 If he (miss) the bus, he (be) late for school.
- 5 If we (practice) every day, we (improve) our skills.

B Match the first half of each sentence (if-clause) with the correct second half (result). Use the First Conditional.

if-clauses:

results:

- | | |
|------------------------------------|---------------------------------------|
| 1 If it's sunny tomorrow, | A they will miss the train. |
| 2 If you don't study for the test, | B we will have a picnic in the park. |
| 3 If she saves enough money, | C she will be able to buy a new bike. |
| 4 If we leave early, | D you will fail. |
| 5 If they don't hurry, | E we will not be late for the movie. |

C Create Your Own Sentences

Instructions: Create your own sentences using the First Conditional. Use the prompts given below as a guide.

- 1 If you,
- 2 If it,
- 3 If we,

**Grammar:****Suggestions**

Suggestions are ways of offering advice, proposing ideas, or making recommendations to others. There are certain phrases or structures used to make suggestions.

SCAN ME

Here are some common phrases and structures used to make suggestions:

① **Let's + base form verb:** This is a friendly way to suggest doing something together.

Example: Let's go to the park and play soccer.

② **Why don't we + base form verb:** This is another way to make a friendly suggestion.

Example: Why don't we watch a movie tonight?

③ **You should + base form verb:** This is a more direct way to offer advice or make a recommendation.

Example: You should study for the test to get a good grade.

④ **How about + verb-ing:** This is a way to suggest an activity or propose an idea.

Example: How about going swimming this weekend?

It's important to remember that when making suggestions, we use these phrases or structures to express our ideas politely and respectfully. It's also a good idea to consider the preferences and feelings of the person you're suggesting to.

A Read the situations below and then make an appropriate suggestion using the phrases and structures mentioned above.

- 1 Your friend is bored and doesn't know what to do. Suggestion:
.....
- 2 Your classmates have a group project to work on. Suggestion:
.....
- 3 Your sibling wants to improve his English skills. Suggestion:
.....
- 4 Your friends and you want to go out for dinner. Suggestion:
.....
- 5 Your cousin is visiting you from another country. Suggestion:
.....



Islamic Etiquette آداب إسلامية

The Neighbor الجار


All Muslims are the worshippers of Allah. In Islam, men and women are equal. In life, they are partners. Islam teaches us that all people, black or white, male, or female, rich or poor, are equal. Therefore, a Muslim must not harm his neighbors. Muhammad (Peace and blessings be upon him) has said that a Muslim must help others.

A Muslim must help his family, and he must help his neighbors. The hospitality of Muslims is famous. They offer food to the needy, the orphan and the captive out of love for Allah. Allah (Glory be to Him) says: "We are feeding you only for Allah's sake. We want no reward from you, nor any thanks". (Al Insan: 9)

In Islam, a Muslim shares all blessings with his neighbors. The Prophet says, "Live together; don't turn against each other; make things easy for others and don't put obstacles in others' way".

Vocabulary

n	الكلمة Word	المعنى Meaning
1	worshippers	عباد
2	equal	متساوون
3	partners	شركاء
4	captive	أسير
5	hospitality	كرم
6	orphan	اليتيم
7	Prophet	النبي
8	obstacles	العقبات



A Answer the following questions:

- 1 What does Islam teach us?
- 2 Whom must a Muslim help?
- 3 Are men and women equal in Islam?
- 4 What do Muslims share?
- 5 What do Muslims offer the needy?

B Fill in the blanks with the appropriate words chosen from the reading passage:

- 1 are the worshippers of Allah.
- 2 In Islam men and women are.....
- 3 The of Muslims is famous.
- 4 Muslims offer food to the , the and out of love for Allah
- 5 The Prophet Muhammad (Peace and blessings be upon him) said: Don't put In others' way".

قال رسول الله صَلَّى اللهُ عَلَيْهِ وَسَلَّمَ: اَرْحَمُوا مَنْ فِي الْأَرْضِ يَرْحَمَكُمُ مَنْ فِي السَّمَاءِ

The Prophet Muhammad (Peace and blessings be upon him) said: Show mercy to those on earth, and God (Glory be to Him) will show mercy to you.



قال رسول الله صَلَّى اللهُ عَلَيْهِ وَسَلَّمَ:
الْكَلِمَةُ الطَّيِّبَةُ صَدَقَةٌ

The Prophet Muhammad (Peace and blessings be upon him) said: {A good word is charity}.



UNIT

7

الوحدة السابعة



By the end of this unit, students will be equipped with the knowledge and skills concerning:

- 1 Speaking: Taking a Taxi
- 2 Pronunciation: /a/, /ə:/, /ə/
- 3 Grammar:  Punctuation Rules: (The use of " apostrophes").
 Ability: (can – can't / could – couldn't)
- 4 Reading: The Status of Woman in Islam
- 5 Writing: What are you good at?

unit

7

UNIT SEVEN

SCAN ME



Dialogue

Speaking and Listening

Taking a Taxi استئجار سيارة أجرة

Ahmed: Good morning.

Taxi-driver: good morning.

Ahmed: Hyder Park, please.

Taxi-driver: O.K. Get in.

Ahmed: Can you drive faster? I must be there by three o'clock.

Taxi-driver: O.K. I will do my best.

Ahmed: Thanks.

Taxi-driver: We have arrived. Three pounds, please.

Ahmed: Here it is. Thank you very much indeed.



Vocabulary

n	الكلمة Word	المعنى Meaning
1	faster	أسرع
2	I will do my best	سأبذل ما بوسعي
3	arrive	يصل



Listen again then answer the following:

Question 1 : What is Ahmed's destination?

Question 2 : Why does Ahmed ask the taxi-driver to drive faster?

Question 3 : How does Ahmed express his gratitude to the taxi-driver?



قال رسول الله صَلَّى اللهُ عَلَيْهِ وَسَلَّمَ: (أَعْطُوا الطَّرِيقَ حَقَّهَا).

The Prophet Muhammad (Peace and blessings be upon him) said: {Respect the rightful use of the thoroughfare.}



Pronunciation: Vowels

SCAN ME



1

Listen carefully to the following words:

/a/		/ə:/		/ə/	
bad	/bad/	purse	/pɜ:s/	ago	/əgou/
lack	/lak/	heard	/hɜ:d/	allow	/əlau/
fat	/fat/	girl	/gɜ:l/	amount	/əmaunt/
tan	/tan/	burn	/bɜ:n/	annoy	/ənoi/
dad	/dad/	firm	/fɜ:m/	around	/əraund/

Question 1 : Can you think of three words that contain the schwa (/ə/) sound?

Question 2 : Can you think of a word where the /ə/ sound is represented by the letter "o" in the middle of the word?





Punctuation Rules: apostrophes

An apostrophe (') is a punctuation mark used in writing to show ownership or to indicate missing letters in contractions.

1 Showing Ownership:

Use an apostrophe followed by an "s" ('s) to indicate possession by a singular noun.

Example: The cat's tail is fluffy.

An apostrophe ('s)is used for plural nouns that do not end in "s" and add an apostrophe after the "s" (s') for plural nouns that end in "s" to form possessives

2 Contractions:

Use an apostrophe to replace missing letters in contractions.

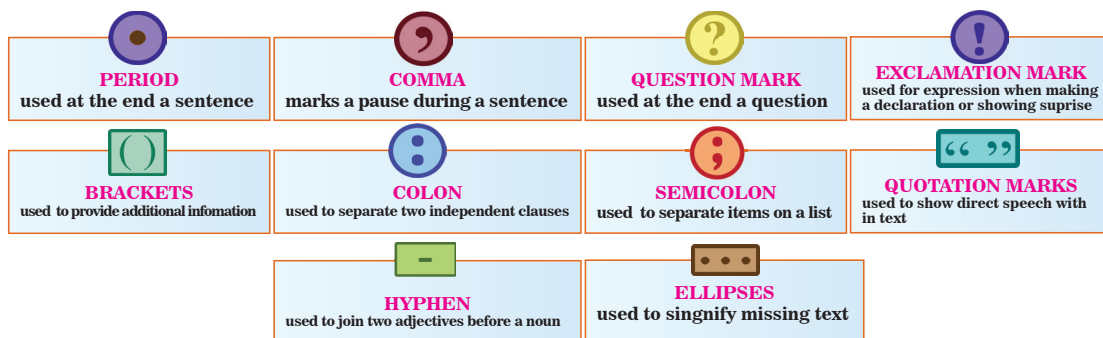
Example: I can't (cannot) go to the party.

Key Points to Remember:

Apostrophes are used to show ownership (possessives) or to indicate missing letters in contractions.

For singular possession, use 's after the noun. For plural possession, use 's after the noun if it does not end in "s," or use s' if it ends in "s."

Contractions combine words, and the apostrophe replaces the missing letters.





Practice Exercise:

Instructions:

Rewrite the following sentences, adding apostrophes where necessary.

- 1 Saras book is on the table..
- 2 The kids toys are all over the yard.
- 3 I will not be able to come to the party.
- 4 The girls room is painted pink.
- 5 The boys jacket is hanging on the hook.



الإسلام قانون الحياة والطريق إلى الخلود.

Islam is the law of life and the path to immortality.



Ability: (can – can't / could – couldn't)

Ability refers to what someone can do to perform a particular action or skill. In English, different forms of modal verbs are used such as "can" and "could" to express ability.

Let's take a closer look at each form:

SCAN ME

**MODAL VERBS OF ABILITY**

Modal verbs of ability describe a person's capacity to do something. Common modals of ability include **can**, **could**, **be able to**, **may**, and **might**.

PRESENT ABILITY

I **can** speak four languages.

PAST ABILITY

I **could** read by the time I was four.

FUTURE ABILITY

I **won't be able to** finish reading three books in the next 3 days.



Can: "Can" is used to talk about present or general ability. It shows that someone has the skill or capability to do something. We use "can" to talk about what someone is able to do right now or on a regular basis. For example:

- 1 I can swim. (This means I have the ability to swim.)
- 2 She can speak English fluently. (This means she has the skill to speak English well.)

To make a negative sentence, we use "can't," which is the contraction of "cannot." For example:

- ❖ I can't ride a bicycle. (This means I don't have the ability to ride a bicycle.)



Could: "Could" is used to talk about past ability or a polite request for permission. We use "could" to talk about what someone was able to do in the past. For example:

- 1 When I was younger, I could run very fast. (This means I had the ability to run fast in the past.)
- 2 He could play the piano when he was six years old. (This means he had the skill to play the piano at a young age.)

Could I borrow your pen, please? (This is a polite way to ask for permission to borrow a pen.)

To make a negative sentence, we use "couldn't," which is the contraction of "could not."

For example:

❖ **I couldn't solve the math problem.** (This means I didn't have the ability to solve the math problem.)

Remember that "can" and "could" are used to talk about ability, while "can't" and "couldn't" are used to express a lack of ability or inability.





Exercises:

1 Fill in the Blanks.

Fill in the blanks with the correct form of "can," "can't," "could," or "couldn't" to complete the sentences.

- 1 Sarah is a good interpreter, She speak three languages fluently.
- 2 Yesterday, I find my keys any where.
- 3 I play the guitar when I was younger; but now I cannot.
- 4 Tom swim very well when he was fifteen years old.
- 5 Sorry, I come to your party tomorrow. I have other plans.

B True or False

Decide whether the following statements are true or false based on the given ability or inability.

- 1 "Can" is used to talk about past ability. (True/False)
- 2 "Couldn't" is the contraction of "cannot." (True/False)
- 3 "Could" is used to make a polite request. (True/False)
- 4 "Can't" is used to express a lack of ability. (True/False)
- 5 "Could" is used to talk about present or general ability. (True/False)



The Status of Woman in Islam

مكانة المرأة
في الإسلام

Islam sees a woman, whether single or married, as an individual in her own right, with the right to own and dispose of her property and earnings without any guardianship over her whether he is her father, husband, or anyone else.

She has the right to buy and sell, give gifts and charity, and may spend her money as she pleases.

The groom gives a marriage dowry to the bride for her own personal use, and she keeps her own family name rather than taking her husband's. Islam encourages the husband to treat his wife well, as the Prophet Muhammad (Peace and blessings be upon him) said:

{The best men are those who are best to their wives}



Vocabulary

n	الكلمة Word	المعنى Meaning
1	status	مكانة
2	Individual	فرد
3	earnings	المال المكتسب
4	groom	العريس
5	husband	زوج
6	married	متزوجة
7	charity	صدقة

n	الكلمة Word	المعنى Meaning
8	single	عزباء
9	own right	لها الحق
10	guardianship	وصي
11	dowry	مهر
12	encourages	يشجع
13	dispose	يتخلص
14	bride	عروس



Exercises:

A

Answer the following questions:

- 1 How does Islam see the woman?
- 2 Is there guardianship over the woman in Islam?
- 3 What does the groom give to the bride?
- 4 How does Islam encourage the husband to treat his wife?
- 5 What does the groom give ?

B

Fill in the blanks with the appropriate words chosen from the reading passage:

- 1 Islam sees a woman, whether single or married, as.....
- 2 She has the right to and..... of her property.
- 3 There is no guardianship over the woman whether he is her..... or anyone else.
- 4 The bride can keep her rather than taking her husband's.
- 5 The Prophet Muhammad (Peace and blessings be upon him) says:
(The best men are those who are best to.....).



Writing:

What are you good at ?



Once upon a time, there were two best friends named Yousif and Waleed. They loved to show each other what they were good at.

Yousif was good at playing soccer. He could kick the ball with accuracy and run fast. Waleed was amazed by Yousif's soccer skills and cheered for him.

Waleed, on the other hand, loved to paint. He could make beautiful pictures with lots of colors. Yousif thought Waleed's paintings were amazing and told him how talented he was.

One day, Yousif and Waleed decided to work together. Yousif used his soccer skills to make a drawing of a soccer field, while Waleed used his painting skills to add colors and make it look great. They were proud of their teamwork and how their abilities came together.



Exercise:

Write a short paragraph about what you are good at and what are your skills. Use simple language to describe your abilities.

Remember to write at least 80 words and use proper grammar and punctuation. Enjoy telling your story!



I am good at.....

.....

.....

.....

.....

UNIT

8

الوحدة الثامنة



Review

- ❖ improving listening skill
- ❖ Pronunciation and Spelling
- ❖ Grammar Focus
- ❖ Reading Comprehension
- ❖ Writing developing

unit

8

UNIT EIGHT

Conversation: Listening skill

You'll hear a person reading questions and four answers. Choose the best answer to the question you have heard to match a picture.

SCAN ME



1

A	
B	
C	
D	

2

A	
B	
C	
D	

3

A	
B	
C	
D	

4

A	
B	
C	
D	

5

A	
B	
C	
D	

Dialogue Pronunciation and Spelling

SCAN ME



1 Review Exercise 1 : Pronunciation Practice

Instructions:

In this exercise, you will practice the pronunciation of specific sounds: /ʌ/, /ɑ:/, and /o/. Listen to the given words and determine which sound is present in each word. Write the correct symbol (/ʌ/, /ɑ:/, or /o/) next to each word.

- 1 Cat
- 2 Car
- 3 Top
- 4 Dog
- 5 Park

2 Review Exercise 2 : Pronunciation Practice

Instructions:

In this exercise, you will continue to practice the pronunciation of specific sounds: /o:/, /u/, and /u:/. Listen to the given words and identify the sound represented by each symbol. Write the correct sound (/o:/, /u/, or /u:/) next to each word.

- 1 Road:
- 2 Moon:
- 3 Pool:
- 4 Blue:
- 5 Boot:

3 Review Exercise 2 : Pronunciation Practice

Instructions:

In this exercise, you will practice the pronunciation of the sounds: /ɑ/, /ə:/, and /ə/. Listen to the given words and indicate which sound is present in each word. Write the correct symbol (/ɑ/, /ə:/, or /ə/) next to each word.

- 1 Cat
- 2 Wait
- 3 Park
- 4 Hat
- 5 Father

Grammar Focus



Exercise:

A

The Future (will/going to)

Rewrite the following sentences using "will" or "going to" to express future intentions.

- A I think she win the competition.
- B They are travel to Europe next month.
- C I hope shepass the final examx.
- D He is call you later tonight.

B

Modal Verbs (Permission/Obligation)

Choose the correct modal verb (can, could, cannot, couldn't) to complete the sentences.

- A You borrow my pen if you promise to return it.
- B I stay up late tonight because I have an early morning appointment.
- C I ask you a question?
- D Students bring their textbooks to class.

C

Punctuation Rules (Use of colons and conditional sentences)

- 1 Punctuate the following sentence correctly by adding a colon or semicolon:
 - A She had one goal to win the championship.
- 2 Rewrite the following sentences using the correct form of conditional sentences (zero or first conditional).
 - A If it rains, we won't go to the beach.
 - B I will help you if you



قال رسول الله صَلَّى اللهُ عَلَيْهِ وَسَلَّمَ:

تَهَادُوا تَحَابُّوا

The Prophet Muhammad (Peace and blessings be upon him) said: {Give gifts and you will love one another}.



Human Rights in Islam

حقوق الإنسان
في الإسلام

Islam was the first institution to implement human rights as universal equality. Human rights in Islam have been granted by Allah (Glory be to Him). Every Muslim who claims to be a Muslim must accept and enforce these rights.

Islam grants certain basic human rights to all people, Muslims, and un-Muslims. The first of these rights is the right to live and respect human life.

Every human has the right to the safety of life. This means that if someone is ill, wounded or starving, he has the right to be saved.

Islam grants the individual right to freedom. It is forbidden to capture a free person and make him a slave.

Islam recognizes absolute equality among people. There is no superiority of Arabs over non-Arabs, white or black, and so on.

These are general human rights that Islam gives to all.



n	الكلمة Word	المعنى Meaning
1	human rights	حقوق الانسان
2	implement	ينفذ
3	granted	ممنوح
4	enforce	فرض

n	الكلمة Word	المعنى Meaning
5	forbidden	مُحَرَّم
6	slave	عبد
7	superiority	التفوق
8	starving	متضور جوعاً

A

Answer the following questions: -

- 1 What was the first institution to implement human rights as universal equality?
- 2 By whom have human rights in Islam been granted?
- 3 Who must accept and enforce these rights?
- 4 Does Islam recognize absolute equality among people?

B

State whether the following statements are true or false. Then correct the false ones.

- 1 Islam was not the first institution to implement human rights as universal equality.
- 2 Human rights in Islam have been granted by Allah (Glory be to Him).
- 3 Islam grants certain basic human rights to Muslims only.
- 4 It is forbidden to capture a free person and make him a slave.
- 5 There is a superiority of Arabs over non-Arabs in Islam.

قَالَ رَسُولُ اللَّهِ صَلَّى اللَّهُ عَلَيْهِ وَسَلَّمَ: مَنْ كَانَ يُؤْمِنُ بِاللَّهِ وَالْيَوْمِ الْآخِرِ فَلْيُكْرِمْ جَارَهُ.

The Prophet Muhammad (Peace and blessings be upon him) said: Whoever believes in God and the Last Day should do good to his neighbor.

Writing Skills:

Imam Adam


1 Listen to the passage and try to fill the blanks with possible answers:

Imam Adam is a respected Islamic figure known for his deep knowledge and spiritual guidance. With expertise in theology and interpretation, he provides insightful sermons and leads the community in matters of faith. His compassionate nature and commitment to make him an inspiration to Muslims seeking enlightenment. Imam Adam's contributions have earned him reverence and among his followers, who rely on his wisdom and moral guidance.

2 Now, use these words to fill the blanks:

(respect- Quranic- service)

3 Answer the following:

- 1 What are some areas of expertise that Imam Adam possesses?
- 2 How do Muslims view Imam Adam and what role does he play in their lives?

Glossary

n	الكلمة Word	المعنى Meaning	n	الكلمة Word	المعنى Meaning
1	Ablution	وضوء	27	Dark suggestion	الوسواس
2	Astray	ضال	28	Dawn	الفجر
3	Abrahamic prayer	الصلاة الابراهيمية	29	Day of Judgment	يوم القيامة
4	Abode of war	دار الحرب	30	Day of Sacrifice	يوم الأضحية
5	Abominations	خبائث	31	Embrace Islam	أسلم
6	Abuser	سباب	32	Fabricate it	تقوله
7	Affection	فتنة	33	Face the Qibla	يواجه القبلة
8	Apostasy	ردة	34	Facility	يسر
9	Apostle	رسول	35	Falsehood	باطل
10	Appeal of refuge	الاستعاذة	36	Faith	إيمان
11	Arrogant	متكبر	37	Farthest Mosque	المسجد الأقصى
12	Ascension	المعراج	38	Fast - breaking	إفطار
13	Associate partner with God	الشرك بالله	39	Friday sermon	خطبة الجمعة
14	Atonement	كفارة	40	Gift	هبة
15	Atheist	ملحد	41	God suffices me	حسبي الله
16	Alcohol drinker	شارب الخمر	42	God 's bounties	نعم الله
17	Backbit	اغتاب	43	God 's curs	لعنة الله
18	Bad deed	عمل سيء	44	God 's decree	قضاء الله
19	Be blessed	مبارك	45	God is knowledge	علم الله
20	Begot	اتخذ ولدا	46	God 's slaves	عباد الله
21	Call to Islam	الدعوة إلى الإسلام	47	God 's rituals	شعائر الله
22	Caller to prayer	المؤذن	48	God 's prohibitions	محرّم الله
23	Clear sign	بينة	49	God's will	مشيئة الله
24	Companion	صحابي	50	God's way	سنة الله
25	Companions of the fire	أصحاب النار	51	God's wrath	غضب الله
26	Companions of the garden	أصحاب الجنة	52	Heedless	غافل
			53	Head - tax	جزية

Glossary

n	الكلمة Word	المعنى Meaning
54	Hypocrite	مناقق
55	I respond to your call	لبيك
56	If God wills	ان شاء الله
57	Idols	أوثان
58	Immigration	هجرة
59	The illiterate Prophet	النبي الأمي
60	For the sake of God	في سبيل الله
61	Name of Allah	على اسم الله
62	Injustice	ظلم
63	Interpretation of the Quran	تفسير القرآن
64	Intermingle	اختلاط الرجال والنساء
65	Intent	نية
66	Innovation	بدعة
67	Islamic state	الدولة الإسلامية
68	Islamic society	مجتمع إسلامي
69	Islamic values	قيم إسلامية
70	Jesus	عيسى
71	Jew	يهودي
72	Jurisprudence	فقه
73	Just witness	شاهد عدل
74	Kind dealing	بر
75	Kind preaching	الموعظة الحسنة
76	Knowledge of the Unseen	علم الغيب
77	Laborer	أجير
78	Lack of the	كلالة
79	Nation	أمة
80	Lawful	حلال

n	الكلمة Word	المعنى Meaning
81	Leader of the faithful	أمير المؤمنين
82	Leadership	الإمامة
83	Lord	رب
84	Lucifer	إبليس
85	Lower the gaze	غض البصر
86	Madina Sanctuary	الحرم المدني
87	Magie	سحر
88	Monotheism	التوحيد
89	Mother of the believers	ام البنين
90	Muslim treasury	بيت مال المسلمين
91	Narrated	روى
92	Night of Qadr	ليلة القدر
93	Oath	يمين
94	Oath futility	لغو في الإيمان
95	Obedience	طاعة
96	Obligation	فرائض
97	Odd	وتر
98	Optional prayer	صلاة التطوع
99	Over look	صفح
100	Over-garment	جلباب
101	Ordain	فرض
102	Ordain punishment	حدود
103	Pan -Islamism	عالمية الإسلام
104	Paradise	الفرديوس
105	Patron	ولي
106	Quranic teachings	تعاليم الإسلام

n	الكلمة Word	المعنى Meaning	n	الكلمة Word	المعنى Meaning
107	raise up	البعث بعد الموت	118	Unity of lord ship	توحيد الربوبية
108	rebellious	فاسق	119	vain talk	لغو
109	ransom	فداء	120	Verse	آية
110	sacred	حرام	121	Waster	مسرف
111	sacred law	شريعة	122	Warrior	محارب
112	Seal of prophets	خاتم الأنبياء	123	War spoils	أنفال
113	Testify	يشهد	124	Year of Elephant	عام الفيل
114	Trinity	ثالوث النصارى	125	Zamzam spring	نبع زمزم
115	True promise	الوعد الحق	126	Zihar	ظهار
116	True in faith	حنيف	127	Leader of the prayer	إمام الصلاة
117	Unity of war-ship	توحيد الألوهية			



List of Irregular Verbs

be - يكون	-was/were	been
have - يمتلك	-had	- had
do - يفعل	-did	- done
say - يقول	-said	- said
go - يذهب	-went	- gone
get - يحصل على	-got	- gotten
make - يصنع	-made	- made
see - يرى	- saw	- seen
know - يعرف	- knew	- known
come - يأتي	- came	- come
think - يفكر	- thought	- thought
take - يأخذ	- took	- taken
give - يعطي	- gave	- given
find - يجد	- found	- found
tell - يخبر	- told	- told
show - يظهر	- showed	- shown
feel - يشعر	- felt	- felt
put - يضع	- put	- put
bring - يجلب	- brought	- brought
begin - يبدأ	- began	- begun
keep - يحتفظ	- kept	- kept
hold - يمسك	- held	- held
write - يكتب	- wrote	- written

stand - يقف	- stood	- stood
hear - يسمع	- heard	- heard
let - يسمح	- let	- let
mean - يعني	- meant	- meant
meet - يلتقي	- met	- met
run - يركض	- ran	- run
teach - يعلم	- taught	- taught
set - يضع ()	- set	- set
sit - يجلس	- sat	- sat
lie - يكذب	- lay	- lain
lead - يقود	- led	- led
pay - يدفع	- paid	- paid
understand - يفهم	- understood	- understood
read - يقرأ	- read (pronounced "red" in the past tense)	- read (pronounced "red" in the past participle)
fall - يسقط	- fell	- fallen
cut - يقطع	- cut	- cut
lose - يفقد	- lost	- lost
choose - يختار	- chose	- chosen
fly - يطير	- flew	- flown
drive - يقود	- drove	- driven
break - يكسر	- broke	- broken
speak - يتحدث	- spoke	- spoken
rise - يرتفع	- rose	- risen
buy - يشتري	- bought	- bought
wear - يرتدي	- wore	- worn

sing - يغني	- sang	- sung
speak - يتحدث	- spoke	- spoken
swim - يسبح	- swam	- swum
wake - يستيقظ	- woke	- woken
forget - ينسى	- forgot	- forgotten
forgive - يسامح	- forgave	- forgiven
eat - يأكل	- ate	- eaten
drink - يشرب	- drank	- drunk
take - يأخذ	- took	- taken
shine - يلمع	- shone	- shone
give - يعطي	- gave	- given
know - يعرف	- knew	- known

The Annual Plan For English Books: 1 ,2 ,3 ,4 ,5 ,6

Months	Book 1	Book 2	Book 3	Book 4	Book 5	Book 6
	Units	Units	Units	Units	Units	Units
October				Unit 1		
November				Unit 2		
December				Unit 3		
January				Unit 4 Revision		
	Mid - Y Exam					
February	Mid - Y Holiday 14 Days					
				Unit 5 Unit 6		
March				Unit 7		
April				Unit 8 Revision		
May	Final Exams					



جمهورية العراق
ديوان الوقف السني
دائرة التعليم الديني والدراسات الإسلامية
قسم المناهج والتطوير

اللغة الإنجليزية

الصف الرابع الإسلامي

كتاب الطالب



إعداد وتنقيح لجنة اللغة الإنجليزية للعام ٢٠٢٣ م

رئيساً	طارق وليد عارف	١
عضوا	م.م. مؤيد محمد حسن	٢
عضوا	محمد فاضل فخري	٣
عضوا	عبدالعزیز محمد نوري عبدالقادر	٤

التصميم والاشراف الفني

أ.م.د. علي سعيد حمادي